

Medicine Wheel
Stone edging and gravel inlay

Medicine Wheel
used to harness spiritual energy

- the four directions
- the four states of being
- the four sacred medicines
- the four seasons
- the four elements
- the four stages of life



Medicinal Plants
the four medicinal herbs and plants

- Tobacco
- Sage
- Sweetgrass
- Cedar



Cattail Gate
Sculptural opportunity to access into the Community Garden and function as deer fence



Feathers
loosely tied to branches of site



Prayer Tree
Informal Dogwood gathering around base of tree



Split Rail Fence to delineate perimeter/boundary
Precedent image of on-site cedar two-rail split rail fence



Interpretive Signage
Develop a theme and 'Story-Line' of interpretive signage for all types of visitors



Three Sisters
Art opportunities for fencing to tell a story



Pinecone Patchwork
Credit Hayes A Locklear and other quilt artists who have established this as a symbol of Lumbee traditions




Sunflower Art Symbol
Sculptural opportunity for weaving on deer fence



Crosswalk
Art opportunity



American Indian Center
305 Wilson St




Boulders
Placement of large sitting boulders



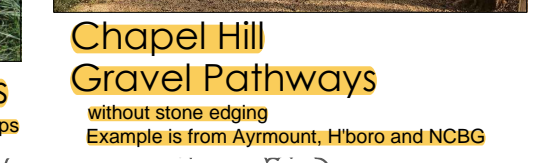
Stone Benches
Stone Sitting Benches on stone pedestals



Natural Wood Benches
Split Logs



Cedar Logs
Sitting logs and stumps



Chapel Hill Gravel Pathways
Without stone edging
Examples from Ayrumount, Hboro and NCBG


CAMERON AVE.

WILSON STREET
40' PUBLIC R/W



Site Landscape Improvements Legend

- A. Crossing Walk
- B. Entry Gathering Space
Entry Signage and Information Interpretive Signage
Broad entry walk to accommodate individual and group visitors with sitting bench and native plants
- C. Native Pathway
Chapel Hill gravel/decomposed granite (no stone edging) with occasional bump-out and wide areas along path for group interaction
- D. Split Rail Fence and Gate Opening
- E. Medicine Wheel
- F. Native Medicinal Garden
Four Sacred Medicines
- G. Prayer Tree
- H. Sculpture Fence - Deer Enclosure
- I. Ceremonial Gathering Space
Circle for Native Rituals and Events
Shade Shelter
- J. Fire and Water Elements
- K. Cattail Gate
- L. Interpretive Signage and Graphics
- M. Demonstration Gardens
Prairie Garden
- N. Snake Path
- O. Woodland Setting
Private Gathering Spaces
Stone and natural log benches
- P. Return Path
- Q. Red Cedar and Yaupon Holly




Sketch of Ceremonial Circle and Fire Ring
Drone view from UNC Institute for the Environment, Carolina Drone Lab



Story Telling Enclosure Setting
upright Cedar fence posts
References Ceremonial enclosures (Town Creek)



Garden Cattail Gate
Cattail root and stems with chicken wire / deer fence



Water - Weeping Stone - Recirculating water feature using native stone with small basin and sheeting water
Fire - Smudging for Ceremony



Art Mesh Fence Panels
Images of American Indian symbols and plants weaved into deer mesh fencing



Ceremonial Gathering Space
Circle space with large sitting boulders and stone benches



Shade Structure
Cedar posts for supporting posts
Sun-Shade Sail Canopy



Snake Stories



Arbor Entry
to Woodland setting
Natural Cedar Arch

American Indian Cultural Garden
University of North Carolina, Chapel Hill
The American Indian Cultural Garden Team
The American Indian Community Advisory Committee
Carolina Community Garden
North Carolina Botanical Garden

CONCEPT MASTER PLAN

Date: April 12, 2022
Swanson & Associates, PA
Landscape Architecture
Chapel Hill, NC

Scale: 1" = 20'-0"

Site Plan
MP 3.3